

# HORIZONTAL


COLUMN TYPE

BMT 8235SA

SEMI AUTOMATIC




Control panel



Work light




Distribution cabinet



Hydraulic guiding device of saw blade



Automatic chip conveyor device



Hydraulic tension device of saw blade, and check device of saw blade breaking.

### Standard accessories

- Control panel
- Hydraulic tension device of saw blade
- Safety device for saw blade breaking
- Distribution cabinet
- Work light
- Hydraulic vise

### Optional accessories

- Hydraulic guiding device of saw blade
- Automatic chip conveyor

Unit: mm

MODEL	BMT 8235SA
CAPACITY	● 350mm ■ 820x350mm
BLADE SPEED	50HZ 20~80MPM 60HZ 24~100MPM
BLADE SIZE	5450x41x1.3
MOTOR	5HP (3.7kw)
HYDRAULIC PUMP	2HP (1.5kw)
COOLANT PUMP	1/4 HP (0.18kw)
HYDRAULIC OIL CAPACITY	55L
CUTTING OIL CAPACITY	56L
TABLE HEIGHT	650
NET WEIGHT	2100 kgs
FLOOR SPACE	3000x1272

COLUMN TYPE

HORIZONTAL